

Name of the Company: ICVL Steels Limited

Scrip Code, Name of the scrip, class of security: 534733, ICVLSTEELS, EQUITY SHARES


Quarter ended: 30th September 2013

Partly paid-up shares:-	No. of partly paid-up shares	As a % of total no. of partly paid-up shares	As a % of total no. of shares of the company
Held by promoter/promoter group		0.00	0
Held by public	0	0	0
<b>Total - D</b>	<b>0</b>	<b>0</b>	<b>0</b>
<b>Outstanding convertible securities:-</b>	<b>No. of outstanding securities</b>	<b>As a % of total no. of outstanding convertible securities</b>	<b>As a % of total no. of shares of the company, assuming full conversion of the convertible securities</b>
Held by promoter/promoter group	0	0	0
Held by public	0	0	0
<b>Total - E</b>	<b>0</b>	<b>0</b>	<b>0</b>
<b>Warrants:-</b>	<b>No. of warrants</b>	<b>As a % of total no. of warrants</b>	<b>As a % of total no. of shares of the company, assuming full conversion of warrants</b>
Held by promoter/promoter group	0	0	0
Held by public	0	0	0
<b>Total - F</b>	<b>0</b>	<b>0</b>	<b>0</b>
<b>Total paid-up capital of the company, assuming full conversion of warrants and convertible securities</b>	<b>3154000</b>		<b>0</b>




**Table (I)(a)**

Category code	Category of Shareholder	Number of Shares	Total number of shares	Number of shares held in dematerialized form	Total shareholding as a percentage of total number of shares		Shares Pledged or otherwise encumbered	As a percentage
					As a percentage of (A+B) <sup>1</sup>	As a percentage of (A+B+C)		
(I)	(II)	(III)	(IV)	(V)	(VI)	(VII)	(VIII)	(IX) = (VIII)/(IV)*100
(A)	Shareholding of Promoter and Promoter Group <sup>2</sup>							
1	Indian							
(a)	Individuals/Hindu Undivided Family							
(b)	Central Government/ State Governments)	0	0	0	0.00	0.00	0	0.00
(c)	Bodies Corporate	0	0	0	0.00	0.00	0	0.00
(d)	Financial Institutions/ Banks	3	32201	32201	1.02	1.02	0	0.00
(e)	Any Others(Specify)	0	0	0	0.00	0.00	0	0.00
(e-i)	Directors	2	1895580	1895580	60.10	60.10	0	0.00
(e-ii)	Director Relatives	3	52467	52467	1.66	1.66	0	0.00
(e-iii)	Person Acting in Concern	1	150073	150073	4.76	4.76	0	0.00
	<b>Sub Total(A)(1)</b>	<b>9</b>	<b>2130321</b>	<b>2130321</b>	<b>67.54</b>	<b>67.54</b>	<b>0</b>	<b>0.00</b>
2	<b>Foreign</b>							
a	Individuals (Non-Residents Individuals/ Foreign Individuals)	0	0	0	0.00	0.00	0	0.00
b	Bodies Corporate	0	0	0	0.00	0.00	0	0.00
c	Institutions	0	0	0	0.00	0.00	0	0.00
d	Any Others(Specify)	0	0	0	0.00	0.00	0	0.00
	<b>Sub Total(A)(2)</b>	<b>0</b>	<b>0</b>	<b>0</b>	<b>0.00</b>	<b>0.00</b>	<b>0</b>	<b>0.00</b>
	<b>Total Shareholding of Promoter and Promoter Group (A) = (A)(1)+(A)(2)</b>	<b>9</b>	<b>2130321</b>	<b>2130321</b>	<b>67.54</b>	<b>67.54</b>	<b>0</b>	<b>0.00</b>
(B)	Public shareholding							
1	Institutions							




(a)	Individual Investors / CII	0	0	0	0	0	0.00	0.00					
(b)	Financial Institutions / Banks	0	0	0	0	0	0.00	0.00					
(c)	Central Government/ State Government(s)	0	0	0	0	0	0.00	0.00					
(d)	Venture Capital Funds	0	0	0	0	0	0.00	0.00					
(e)	Insurance Companies	0	0	0	0	0	0.00	0.00					
(f)	Foreign Institutional Investors	0	0	0	0	0	0.00	0.00					
(g)	Foreign Venture Capital Investors	0	0	0	0	0	0.00	0.00					
(h)	Any Other (specify)	0	0	0	0	0	0.00	0.00					
(h-i)							0.00	0.00					
	<b>Sub-Total (B)(1)</b>	<b>0</b>	<b>0</b>	<b>0</b>	<b>0</b>	<b>0</b>	<b>0.00</b>	<b>0.00</b>					
<b>B 2</b>	<b>Non-institutions</b>												
(a)	Bodies Corporate	8	655862	655809	20.79	20.79							
(b)	Individuals												
	Individuals -i. Individual shareholders holding nominal share capital up to Rs 1 lakh	71	22713	13648	0.72	0.72							
II	ii. Individual shareholders holding nominal share capital in excess of Rs. 1 lakh.												
(c)	Any Other (specify)	11	253518	253518	8.04	8.04							
(c-i)	NRI (Repat & Non Repat)	0	0	0	0.00	0.00							
(c-ii)	OCB's	0	0	0	0.00	0.00							
(c-iii)	Trust	0	0	0	0.00	0.00							
(c-iv)	Hindu Undivided Family												
(c-v)	Employee	11	91584	91584	2.90	2.90							
(c-vi)	Clearing Members	0	0	0	0.00	0.00							
	<b>Sub-Total (B)(2)</b>	<b>102</b>	<b>1023679</b>	<b>1014561</b>	<b>32.46</b>	<b>32.46</b>							
(B)	<b>Total Public Shareholding (B)= (B)(1)+(B)(2)</b>	<b>102</b>	<b>1023679</b>	<b>1014561</b>	<b>32.46</b>	<b>32.46</b>							
	<b>TOTAL (A)+(B)</b>	<b>111</b>	<b>3154000</b>	<b>3144882</b>	<b>100.00</b>	<b>100.00</b>							
(C)	Shares held by Custodians and against which Depository Receipts have been issued												
1	Promoter and Promoter Group	0	0	0	0.00	0.00							0.00
2	Public	0	0	0	0.00	0.00							0.00
	<b>Sub-Total (C)</b>	<b>0</b>	<b>0</b>	<b>0</b>	<b>0</b>	<b>0</b>							<b>0.00</b>
	<b>GRAND TOTAL (A)+(B)+(C)</b>	<b>111</b>	<b>3154000</b>	<b>3144882</b>	<b>100.00</b>	<b>100.00</b>							<b>0.00</b>

For definitions of "Promoter" and "Promoter Group", refer to Clause 40A




Sr. No.	Name of the shareholder	Details of Shares held			Encumbered shares (*)			Details of warrants			Details of convertible securities		Total shares (including underlying shares assuming full conversion of warrants and convertible securities) as a % of diluted share capital
		Number of shares held	As a % of grand total (A)+(B)+(C)	No.	As a percentage (V)=(V)/(III)*100	As a % of grand total (A)+(B)+(C) of sub-clause (I)(a)	Number of warrants held	As a % total number of warrants of the same class	Number of convertible securities held	As a % total number of convertible securities of the same class			
	(ii)	(iii)	(iv)	(v)	(vi)=(v)/(iii)*100	(vii)	(viii)	(ix)	(x)	(xi)	(xii)		
1	VIPUL JAYANTILAL MODI	1034573.00	32.80		0.00	0.00	0	0		0	32.80		
2	LEENA VIPUL MODI	861007.00	27.30		0.00	0.00	0	0		0	27.30		
3	CHANDRAKANTA JAYANTILAL MODI	30933.00	0.98		0.00	0.00	0	0		0	0.98		
4	JIMEET VIPUL MODI	10767.00	0.34		0.00	0.00	0	0		0	0.34		
5	MILONI VIPUL MODI	10767.00	0.34		0.00	0.00	0	0		0	0.34		
6	JINAL FIN-VEST PRIVATE LIMITED	10667.00	0.34		0.00	0.00	0	0		0	0.34		
7	JIMEET DEVELOPERS PRIVATE LIMITED	10767.00	0.34		0.00	0.00	0	0		0	0.34		
8	ROCK BUILDERS AND DEVELOPERS PVT. LTD.	10767.00	0.34		0.00	0.00	0	0		0	0.34		
9	VIPUL JAYANTILAL MODI (HUF)	150073.00	4.76		0.00	0.00	0	0		0	4.76		
	<b>TOTAL</b>	<b>2130321</b>	<b>67.54</b>	<b>0</b>	<b>0.00</b>	<b>0.00</b>	<b>0</b>	<b>0</b>	<b>0</b>	<b>0</b>	<b>67.54</b>		

(\*) The term "encumbrance" has the same meaning as assigned to it in regulation 28(3) of the SAST Regulations, 2011



(D)(c)(i) Statement showing holding of securities (including shares, warrants, convertible securities) of persons belonging to the category "Public" and holding more than 1% of the total number of shares

Sr. No.	Name of the shareholder	Number of shares held	Shares as a percentage of total number of shares {i.e., Grand Total (A)+(B)+(C) indicated in Statement at para (I)(a) above}	Details of warrants		Details of convertible securities		Total shares (including underlying shares assuming full conversion of warrants and convertible securities) as a % of diluted share capital
				Number of warrants held	As a % total number of warrants of the same class	Number of convertible securities held	% w.r.t total number of convertible securities of the same class	
1	JOINDRE CAPITAL SERVICES LTD.	328975	10.43	0	0	0	0	10.43
2	SUNIL OPTICS PRIVATE LIMITED	148866	4.72	0	0	0	0	4.72
3	OLUMPUS CONSTRUCTION PRIVATE LTD	149771	4.75	0	0	0	0	4.75
4	MURARILAL BISHESHWAR AGARWAL	53333	1.69	0	0	0	0	1.69
5	JAYSHRI PRAKASH SHAH	40747	1.29	0	0	0	0	1.29
<b>TOTAL</b>		<b>721692</b>	<b>22.88</b>	<b>0</b>	<b>0</b>	<b>0</b>	<b>0</b>	<b>22.88</b>



(1)(c)(ii) Statement showing holding of securities (including shares, warrants, convertible securities) of persons (together with PAC) belonging to the category "Public" and holding more than 5% of the total number of shares of the company

Sr. No.	Name(s) of the shareholder(s) and the Persons Acting in Concert (PAC) with them	Number of shares	Shares as a percentage of total number of shares i.e., Grand Total (A)+(B)+(C) indicated in Statement at para (1)(a) above}	Details of warrants		Details of convertible securities		Total shares (including underlying shares assuming full conversion of warrants and convertible securities) as a % of diluted share capital
				Number of warrants	As a % total number of warrants of the same class	Number of convertible securities held	% w.r.t total number of convertible securities of the same class	
1	JOINDRE CAPITAL SERVICES LTD	328975	10.43	0	0	0	0	10.43
<b>TOTAL</b>		<b>328975</b>	<b>10.43</b>	<b>0</b>	<b>0</b>	<b>0</b>	<b>0</b>	<b>10.43</b>

